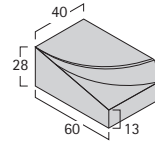


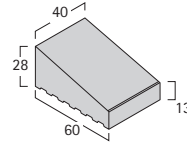
dropped kerb

# 04 vado vehículos v60

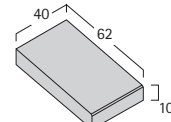
## v60 dropped kerb



lateral v60 / v60 winger 40 L x 60 P(D) x 28 H cm 123Kg

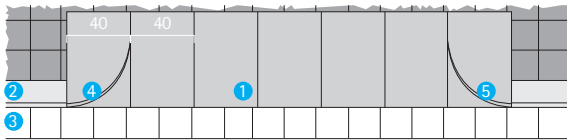


central v60  
v60 central  
40 L x 60 P(D) x 28 H cm 104Kg

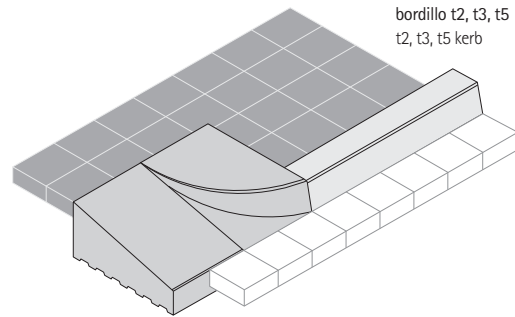


opción / option  
placa central v60  
v60 central flag  
40 L x 62 P(D) x 10 H cm 56Kg

- 1 Vado Central / Central Access  
40L x 60P/D x 28H cm
- 2 BORDILLO RECTO T3  
T3 STRAIGHT KERB  
100L x 17P/D x 28H cm
- 3 RIGOLA / CHANNEL SQUARE  
20 x 20 x 8cm
- 4 Vado Lateral izquierdo  
Left Side Access  
40L x 60P/D x 28H cm
- 5 Vado Lateral derecho  
Right Side Access  
40L x 60P/D x 28H cm



Planta / Plant



Perspectiva / View