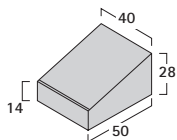



52Kg 25 L x 50 P(D) x 28 H cm v50 winger / lateral v50



98Kg 40 L x 50 P(D) x 28 H cm v50 central / central v50

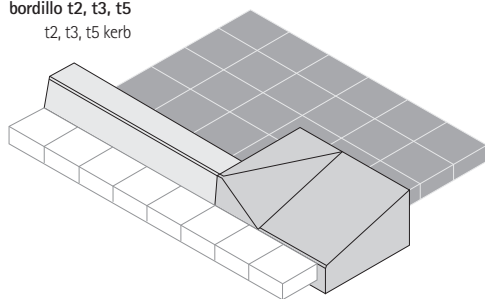


dropped kerb

vado vehículos v50

v50 dropped kerb | 04

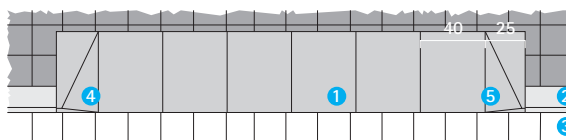
bordillo t2, t3, t5
t2, t3, t5 kerb



View / Perspectiva

- Vado Lateral izquierdo 4**
Left Side Access
25L x 50P/D x 28H cm
- Vado Lateral derecho 5**
Right Side Access
25L x 50P/D x 28H cm

- Central Access / Vado Central 1**
40L x 50P/D x 28H cm
- BORDILLO RECTO T3 2**
T3 STRAIGHT KERB
100L x 17P/D x 28H cm
- CHANNEL SQUARE / RIGOLA 3**
20 x 20 x 8cm



Plant / Planta