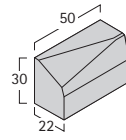


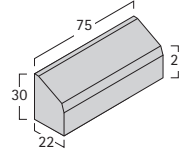
dropped kerb

# 04 vado vehículos v22

## v22 dropped kerb

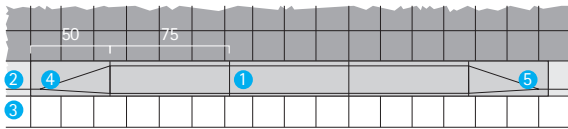


lateral v22 / v22 winger 50 L x 22 P(D) x 30 H cm 66Kg

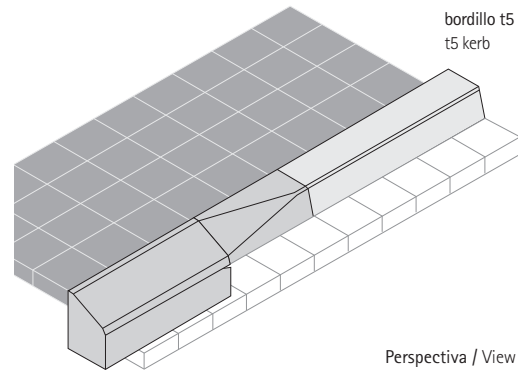


central v22 / v22 central 75 L x 22 P(D) x 30 H cm 97Kg

- 1 Vado Central / Central Access  
75L x 22P/D x 30H cm
- 2 BORDILLO RECTO T5  
T5 STRAIGHT KERB  
100L x 22P/D x 30H cm
- 3 RIGOLA / CHANNEL SQUARE  
20 x 20 x 8cm
- 4 Vado Lateral izquierdo  
Left Side Access  
50L x 22P/D x 30H cm
- 5 Vado Lateral derecho  
Right Side Access  
50L x 22P/D x 30H cm



Planta / Plant



Perspectiva / View