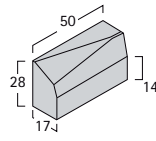
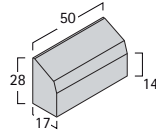




dropped kerb



lateral v17 / v17 winger 50 L x 17 P(D) x 28 H cm 48Kg

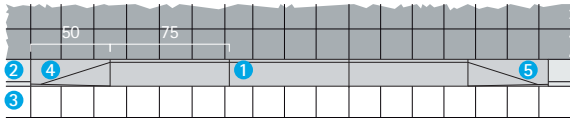


central v17 / v17 central 50 L x 17 P(D) x 28 H cm 42,5Kg

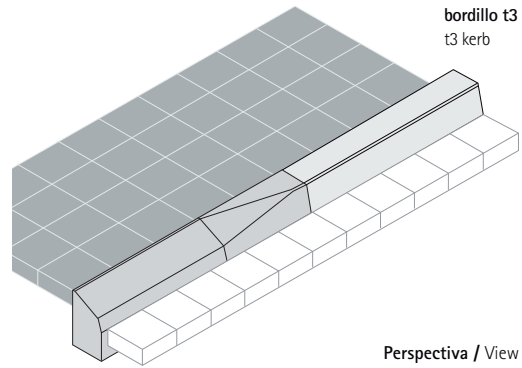
04 vado vehículos v17

v17 dropped kerb

- 1 Vado Central / Central Access
50L x 17P/D x 28H cm
- 2 BORDILLO RECTO T3
T3 STRAIGHT KERB
100L x 17P/D x 28H cm
- 3 RIGOLA / CHANNEL SQUARE
20 x 20 x 8cm
- 4 Vado Lateral izquierdo
Left Side Access
50L x 17P/D x 28H cm
- 5 Vado Lateral derecho
Right Side Access
50L x 17P/D x 28H cm



Planta / Plant

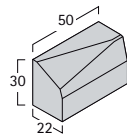


Perspectiva / View

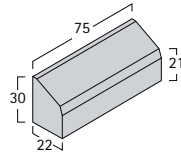
bordillo t3
t3 kerb



dropped kerb



lateral v22 / v22 winger 50 L x 22 P(D) x 30 H cm 66Kg

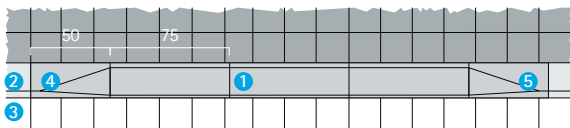


central v22 / v22 central 75 L x 22 P(D) x 30 H cm 97Kg

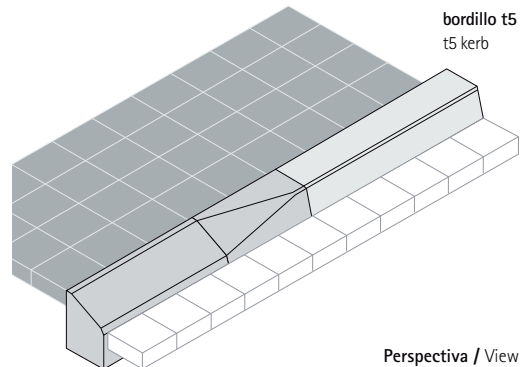
04 vado vehículos v22

v22 dropped kerb

- 1 Vado Central / Central Access
75L x 22P/D x 30H cm
- 2 BORDILLO RECTO T5
T5 STRAIGHT KERB
100L x 22P/D x 30H cm
- 3 RIGOLA / CHANNEL SQUARE
20 x 20 x 8cm
- 4 Vado Lateral izquierdo
Left Side Access
50L x 22P/D x 30H cm
- 5 Vado Lateral derecho
Right Side Access
50L x 22P/D x 30H cm



Planta / Plant



Perspectiva / View

bordillo t5
t5 kerb