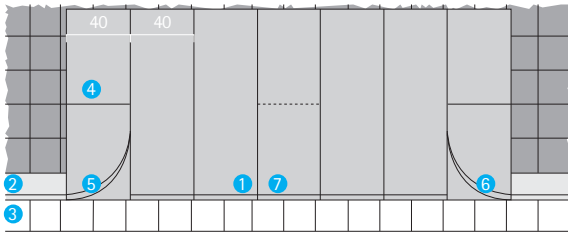


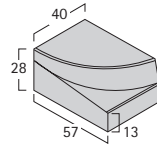
dropped kerb

04 vado peatonal v120 v120 pedestrian dropped kerb

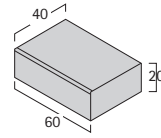
- 1 Vado Central / Central Access
40L x 120P/D x 10H cm
- 2 BORDILLO RECTO T3
T3 STRAIGHT KERB
100L x 17P/D x 28H cm
- 3 RIGOLA / CHANNEL SQUARE
20 x 20 x 8cm
- 4 Lateral T / T Winger
40L x 60P/D x 20H cm
- 5 Vado Lateral izquierdo
Left Side Access
40L x 57P/D x 28H cm
- 6 Vado Lateral derecho
Right Side Access
40L x 57P/D x 28H cm
- 7 2p. Media Central / Half Central 2p.
40L x 57P/D x 10H cm y / and
40L x 60P/D x 10H cm



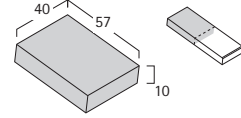
Planta / Plant



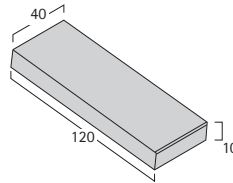
lateral v120 / v120 winger
40 L x 57 P(D) x 28 H cm 123Kg



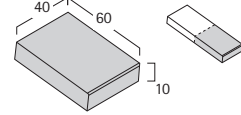
lateral t / t winger
40 L x 60 P(D) x 20 H cm 113Kg



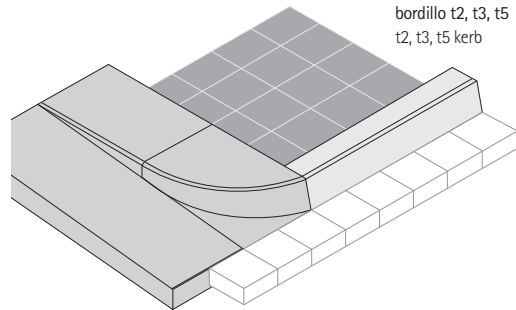
opción 2 piezas / 2 pieces option
media central v120 / v120 half central
40 L x 57 P(D) x 10 H cm 51Kg



central v120 / v120 central
40 L x 120 P(D) x 10 H cm 110Kg



opción 2 piezas / 2 pieces option
media central v120 / v120 half central
40 L x 60 P(D) x 10 H cm 55Kg



Perspectiva / View