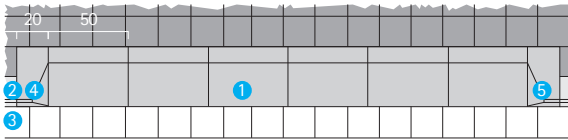


dropped kerb

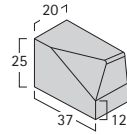
04 vado vehículos v37

v37 dropped kerb

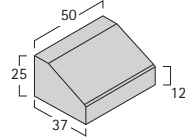
- 1 Vado Central / Central Access
50L x 37P/D x 25H cm
- 2 BORDILLO RECTO T3
T3 STRAIGHT KERB
100L x 17P/D x 28H cm
- 3 RIGOLA / CHANNEL SQUARE
20 x 20 x 8cm
- 4 Vado Lateral izquierdo
Left Side Access
20L x 37P/D x 25H cm
- 5 Vado Lateral derecho
Right Side Access
20L x 37P/D x 25H cm



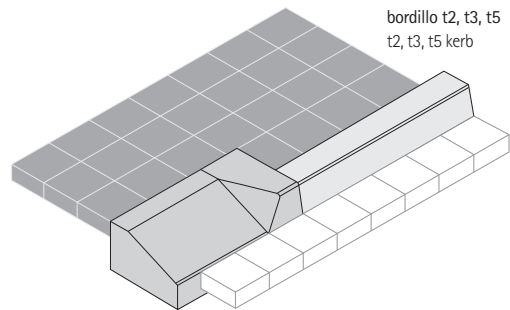
Planta / Plant



lateral v37 / v37 winger 20 L x 37 P(D) x 25 H cm 41Kg



central v37 / v37 central 50 L x 37 P(D) x 25 H cm 85Kg



bordillo t2, t3, t5
t2, t3, t5 kerb

Perspectiva / View